


20RG - Cargo Boxes - Steel Single Side Open Doors

Cargo boxes are super heavy duty, high capacity and offer easy access from side of truck or trailer. Boxes can be mounted on back of your truck or on the bottom of your trailer. These boxes are perfect for storing landscaping tools, lawn equipment, wood, tarps, your personal gear or tools. Cargo boxes are available in different sizes, and can be ordered custom size. All AMERICAN TRUCKBOXES boxes are designed and built to keep your equipment safe and secure.

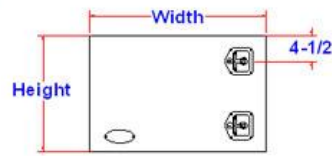


Description

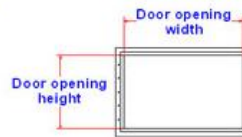
- An engineered steel powder coated construction
- Fully seam welded on all seams and corners
- Stainless steel continuous hinge on full length of door
- Fully concealed rain gutter with automotive weather seal
- Channel brace, reinforcement on door.
- Lockable stainless steel adjustable T-handle latch
- Corners are gusseted for added strength and durability
- PPG® powder coated baked-on finish in black or white.
- Optional gas spring
- Boxes are available in custom size
- Mounting kit not included – (Kits Av. = M2600UD Series)




Top View



Front View



Front view showing door opening requirements



Top view with doors open showing hinge offset requirements

Note: *Boxes are available in black and white; add “b” for black and “w” for white after part number.

Model Number	Material	Height (in.)	Depth (in.)	Width (in.)	Dim. "A" (in.)	Door Opening Height (in.)	Door Opening Width (in.)	Weight (lb.)
S20RG-206030SD-BESO*	14 gauge steel	20	60	30	56-3/4	16-3/8	26-3/8	172
S20RG-187218SD-BESO*	14 gauge steel	18	72	18	68-3/4	14-3/8	14-3/8	138
S20RG-187224SD-BESO*	14 gauge steel	18	72	24	68-3/4	14-3/8	20-3/8	164
S20RG-187236SD-BESO*	14 gauge steel	18	72	36	68-3/4	14-3/8	30-3/8	214
S20RG-188424SD-BESO*	14 gauge steel	18	84	24	80-3/4	14-3/8	20-3/8	186
S20RG-188436SD-BESO*	14 gauge steel	18	84	36	80-3/4	14-3/8	30-3/8	242
S20RG-189636SD-BESO*	14 gauge steel	18	96	36	92-3/4	14-3/8	30-3/8	270
S20RG-1810124SD-BESO*	14 gauge steel	18	101	24	97-3/4	14-3/8	20-3/8	224
S20RG-1810136SD-BESO*	14 gauge steel	18	101	36	97-3/4	14-3/8	30-3/8	288