


TC42 – Top Chest (Offset) Boxes - Aluminum & Steel - Single Top Open Inset Lid

Chest boxes are heavy duty and offer easy access to your equipment. Boxes can be mounted on truck box, flatbed or trailer. These boxes are perfect for storing your equipment, tools and personal gear. Chest boxes are available in different sizes, and can be ordered custom size. All AMERICAN TRUCKBOXES boxes are designed and built to keep your equipment safe and secure.

Description

- An engineered aluminum or steel powder coated construction
- Fully seam welded on all seams and corners
- Stainless steel continuous hinge on full length of lid
- Gas springs to “pop” and keep lid open.
- Channel braced reinforced lid
- Lockable and linked stainless steel latch from either end
- Adjustable lock striker for positive weather seal
- Automotive type weather seal
- Automotive style latch with smooth rotary action
- Optional steel sliding tray available (See tray section)
- Drawers available, standard on some boxes
- Mounting kit included - M3200D




Diamond Thread



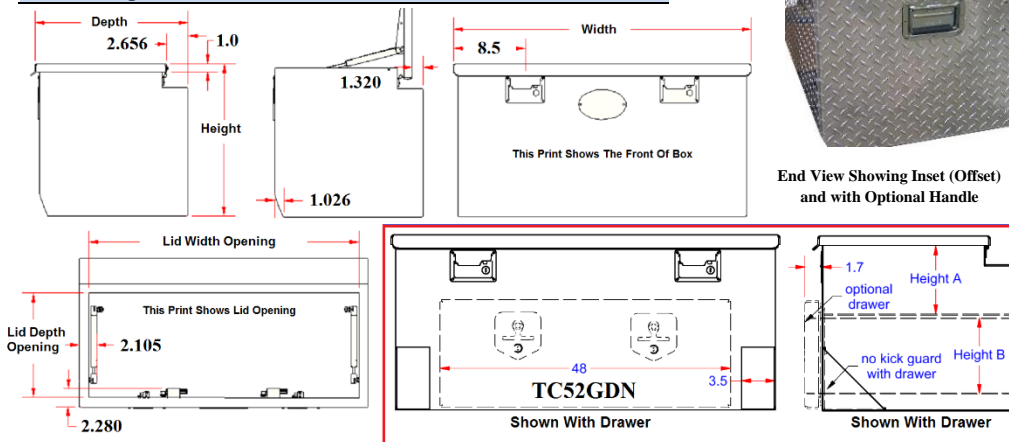
Steel



End View Showing Inset (Offset) and with Optional Handle



ATC52GD



Note: Toolboxes less than 48 inches wide come standard with one lock only; however, we can make configuration changes if specified.

Model Number	Material	Height (in.)	Depth (in.)	Width (in.)	Lid Opening Width (in.)	Lid Opening Depth (in.)	Drawer	Fender Notched	Weight (lb.)
ATC52G-181824SL-TOTTC	.100 Thread	18	18	24	20-5/8	12-5/8	No	No	30
ATC52G-181836SL-TOTTC	.100 Thread	18	18	36	32-5/8	12-5/8	No	No	40
ATC52G-181848SL-TOTTLR	.100 Thread	18	18	48	44-5/8	12-5/8	No	No	50
ATC52G-181854SL-TOTTLR	.100 Thread	18	18	54	50-5/8	12-5/8	No	No	55
ATC52G-181860SL-TOTTLR	.100 Thread	18	18	60	56-5/8	12-5/8	No	No	62
ATC52GN-181860SL-TOTTLR	.100 Thread	18	18	60	56-5/8	12-5/8	No	Yes	63
ATC52GDN-182058SL-TOTLR*	.125 Smooth/.100 TP	18	20	58	54-5/8	14-5/8	Yes-43"	Yes	82
ATC52GDN-202258SL-TOTLR*	.125 Smooth/.100 TP	20	22	58	54-5/8	16-5/8	Yes-43"	Yes	96
STC42G-181824SL-TO*C	14 Gauge Steel	18	18	24	20-5/8	12-5/8	No	No	58
STC42G-181836SL-TO*C	14 Gauge Steel	18	18	36	32-5/8	12-5/8	No	No	78
STC42G-181848SL-TO*LR	14 Gauge Steel	18	18	48	44-5/8	12-5/8	No	No	100
STC42G-181854SL-TO*LR	14 Gauge Steel	18	18	54	50-5/8	12-5/8	No	No	110
STC42G-181860SL-TO*LR	14 Gauge Steel	18	18	60	56-5/8	12-5/8	No	No	122

Note: * Boxes are available in black and white, add “b” for black and “w” for white after part number.