

## TC42 & TC52 – Top Chest (Offset) Boxes - Aluminum & Steel - Double Top Open Inset Lids

Chest boxes are heavy duty, high capacity and offer easy access to your equipment. Boxes can be mounted on truck box, flatbed or trailer. These boxes are perfect for storing your equipment, tools and personal gear. Chest boxes are available in different sizes, and can be ordered custom size. All AMERICAN TRUCKBOXES boxes are designed and built to keep your equipment safe and secure.

### Description

- An engineered aluminum or steel powder coated construction
- Fully seam welded on all seams and corners
- Stainless steel continuous hinge on full length of lid
- Gas springs to “pop” and keep lid open.
- Channel braced reinforced lid
- Lockable and linked stainless steel latch from either end
- Adjustable lock striker for positive weather seal
- Automotive type weather seal
- Automotive style latch with smooth rotary action
- Optional steel sliding tray available (See Tray Section)
- Mounting kit included – P/N: M3200D



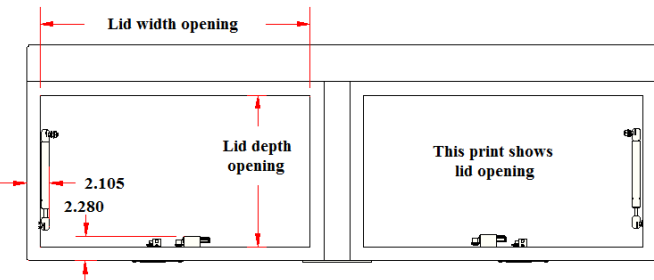
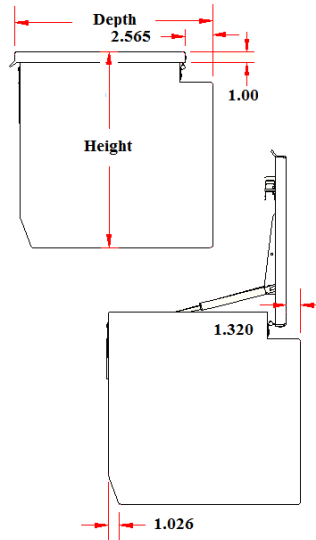
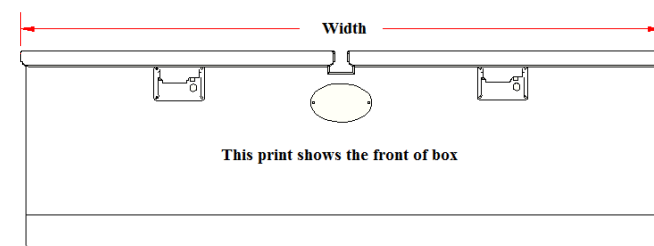
Diamond Thread



End View Showing Inset (Offset) and with Optional Handle



Steel



Note: Boxes are available in black and white, add “b” for black and “w” for white after part number.

Model Number	Material	Height (in.)	Depth (in.)	Width (in.)	Lid Opening Width (in.)	Lid Opening Depth (in.)	Weight (lb.)
ATC52G-181848DL-TOTT	.100 Thread	18	18	48	20-1/8	12-5/8	52
ATC52G-181854DL-TOTT	.100 Thread	18	18	54	23-1/8	12-5/8	58
ATC52G-181860DL-TOTT	.100 Thread	18	18	60	26-1/8	12-5/8	64
STC42G-181848DL-TO*	14 Gauge Steel	18	18	48	20-1/8	12-5/8	102
STC42G-181854DL-TO*	14 Gauge Steel	18	18	54	23-1/8	12-5/8	112
STC42G-181860DL-TO*	14 Gauge Steel	18	18	60	26-1/8	12-5/8	120

Note: Boxes are available in black and white.