

20RG - Utility Boxes - Aluminum & Steel or Stainless Steel- Double Drop Open Doors

Utility boxes are heavy duty, high capacity and offer easy access to your equipment. Boxes can be mounted on truck, flatbed or trailer. These boxes are perfect for storing your equipment, tools and personal gear. Utility boxes are available in different sizes, and can be ordered custom size. All AMERICAN TRUCKBOXES boxes are designed and built to keep your equipment safe and secure.

Description

- An engineered aluminum or steel powder coated construction
- Fully seam welded on all seams and corners
- Stainless steel continuous hinge on full length of door
- Channel braced reinforced door
- Lockable stainless steel adjustable T-handle latch
- Aircraft-type nylon door cable
- Rain gutter and automotive type weather seal
- Optional gas spring on top hinged boxes
- Mounting kit not included



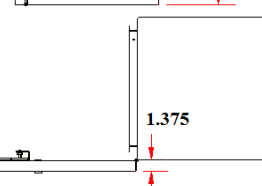
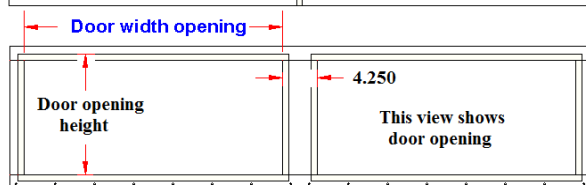
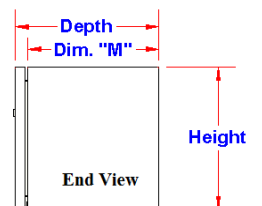
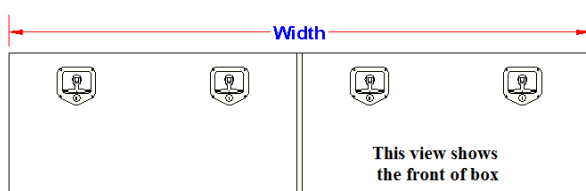
Diamond Thread



Smooth



Top Hinged Box



Steel



Model Number	Material	Height (in.)	Depth (in.)	Width (in.)	Dim. "M" (in.)	Door Opening Height (in.)	Door Opening Width (in.)	Weight (lb.)
A20RG-181463DD-DOTT	.100 Thread	18	14	63	12.250	14.375	27.562	60
A20RG-181472DD-DOTT	.100 Thread	18	14	72	12.250	14.375	32.062	66
A20RG-181490DD-DOTT	.100 Thread	18	14	90	12.250	14.375	41.062	82
A20RG-241672DD-DOTT	.100 Thread	24	16	72	14.250	20.375	32.062	84
A20RG-241690DD-DOTT	.100 Thread	24	16	90	14.250	20.375	41.062	100
A20RG-181463DD-DOT	.090 Smooth/.100 Thread	18	14	63	12.250	14.375	27.562	52
A20RG-181472DD-DOT	.090 Smooth/.100 Thread	18	14	72	12.250	14.375	32.062	58
A20RG-181490DD-DOT	.090 Smooth/.100 Thread	18	14	90	12.250	14.375	41.062	70
A20RG-241672DD-DOT	.090 Smooth/.100 Thread	24	16	72	14.250	20.375	32.062	72
A20RG-241690DD-DOT	.090 Smooth/.100 Thread	24	16	90	14.250	20.375	41.062	86
S20RG-181463DD-DO*	14 Gauge Steel	18	14	63	12.250	14.375	28.562	116
S20RG-181472DD-DO*	14 Gauge Steel	18	14	72	12.250	14.375	32.062	132
S20RG-181490DD-DO*	14 Gauge Steel	18	14	90	12.250	14.375	41.062	160
S20RG-241672DD-DO*	14 Gauge Steel	24	16	72	14.250	20.375	32.062	162
S20RG-241690DD-DO*	14 Gauge Steel	24	16	90	14.250	20.375	41.062	198