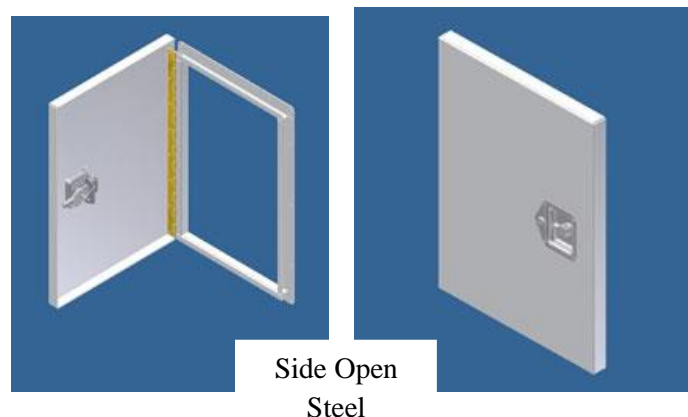
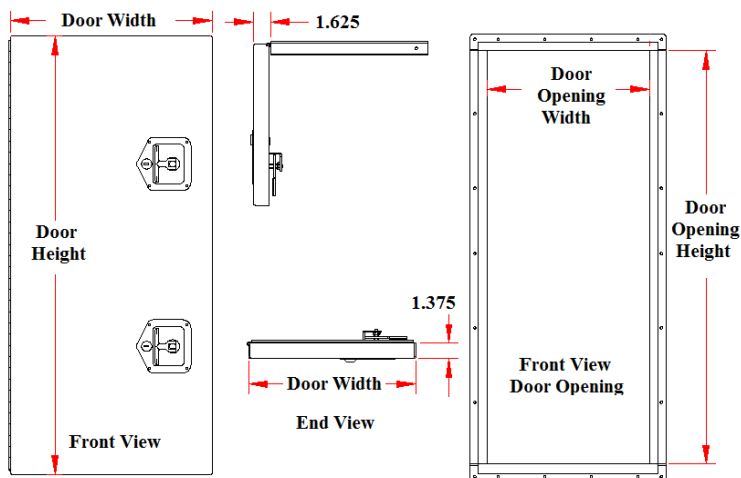
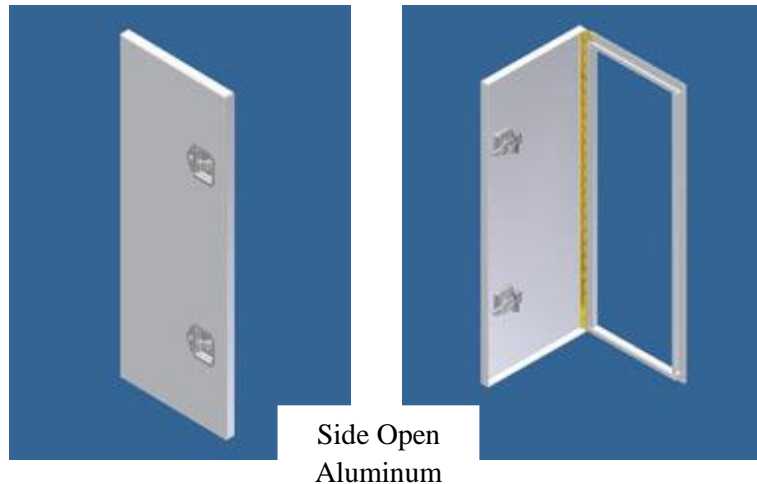


## DFK - Door Frame Kits - Aluminum & Steel – Side Open Door

DFK door frame kits are heavy duty and offer a great way to access service areas and where an access door is needed. Frame kits can be mounted on any flat service or many other applications. Frame kits are available in different sizes, and can be ordered custom size. All AMERICAN TRUCKBOXES frame kits are designed and built to keep your equipment safe and secure.

### Description

- An engineered aluminum or steel powder coated construction
- Fully seam welded on all seams and corners
- Stainless steel continuous hinge full length of door
- Lockable stainless steel latch
- Easy bolts to any flat surface
- Adjustable lock striker for positive weather seal
- Fully concealed rain gutter and automotive type weather seal
- Lockable stainless steel adjustable T-handle latch
- **Optional gas spring for door support**
- Mounting bolts and nuts included



**Note:** Door frame kits less than 38 inches height come standard with one lock only, unless otherwise specified

Model Number	Material	Height (in.)	Width (in.)	Door Opening Height (in.)	Door Opening Width (in.)	Weight (lbs)
ADFK5-2020SD-SOS	.125 Smooth	20	20	17	17	9
ADFK5-2420SD-SOS	.125 Smooth	24	20	21	17	11
ADFK5-3020SD-SOS	.125 Smooth	30	20	27	17	12
ADFK5-3624SD-SOS	.125 Smooth	36	24	33	21	16
ADFK5-4824SD-SOS	.125 Smooth	48	24	45	21	21
SDFK4-2020SD-SO*	14 Gauge Steel	20	20	17	17	18
SDFK4-2420SD-SO*	14 Gauge Steel	24	20	21	17	21
SDFK4-3020SD-SO*	14 Gauge Steel	30	20	27	17	25
SDFK4-3624SD-SO*	14 Gauge Steel	36	24	33	21	33
SDFK4-4824SD-SO*	14 Gauge Steel	48	24	45	21	42